

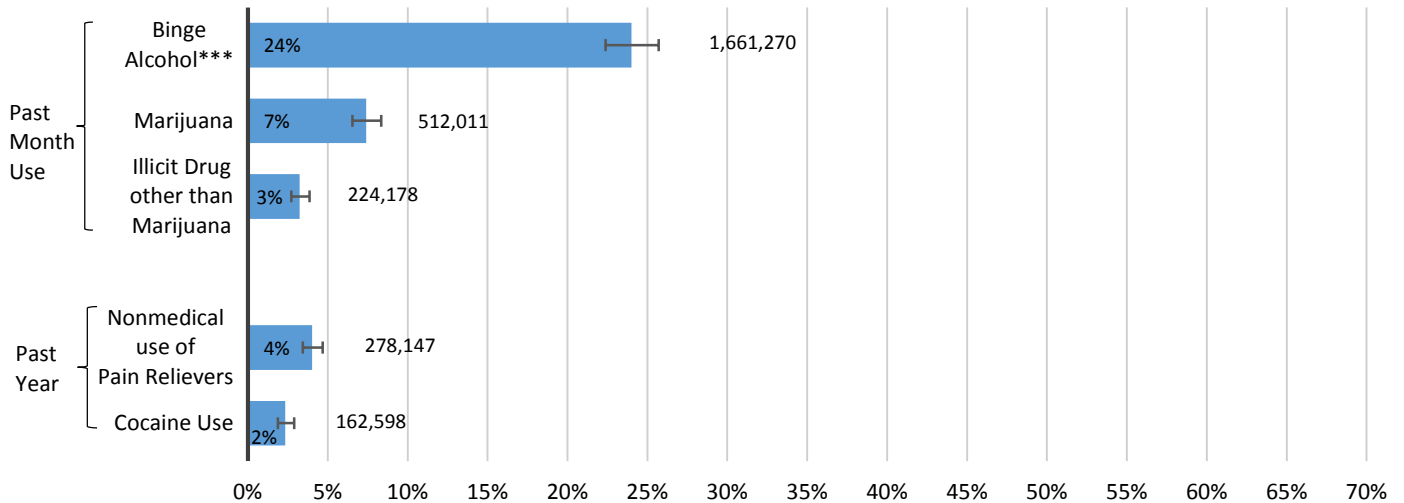
National Drug Early Warning System (NDEWS) New York City Sentinel Community Site Profile Snapshot, 2015

Substance Use

*National Survey on Drug Use and Health (NSDUH): Survey of U.S. Population**

Persons 12+ Years Reporting Selected Substance Use, New York City[^], 2010-2012

Estimated Percent, 95% Confidence Interval, and Estimated Number of Persons^{**}



*U.S. Population: U.S. civilian non-institutionalized population. [^]New York City: NSDUH Region A (Bronx, Kings, New York, Queens, & Richmond Counties). ^{**}Estimated Number: Calculated by multiplying the prevalence rate and the population estimate of persons 12+ years (6,919,074) from Table C1 of the NSDUH Report.

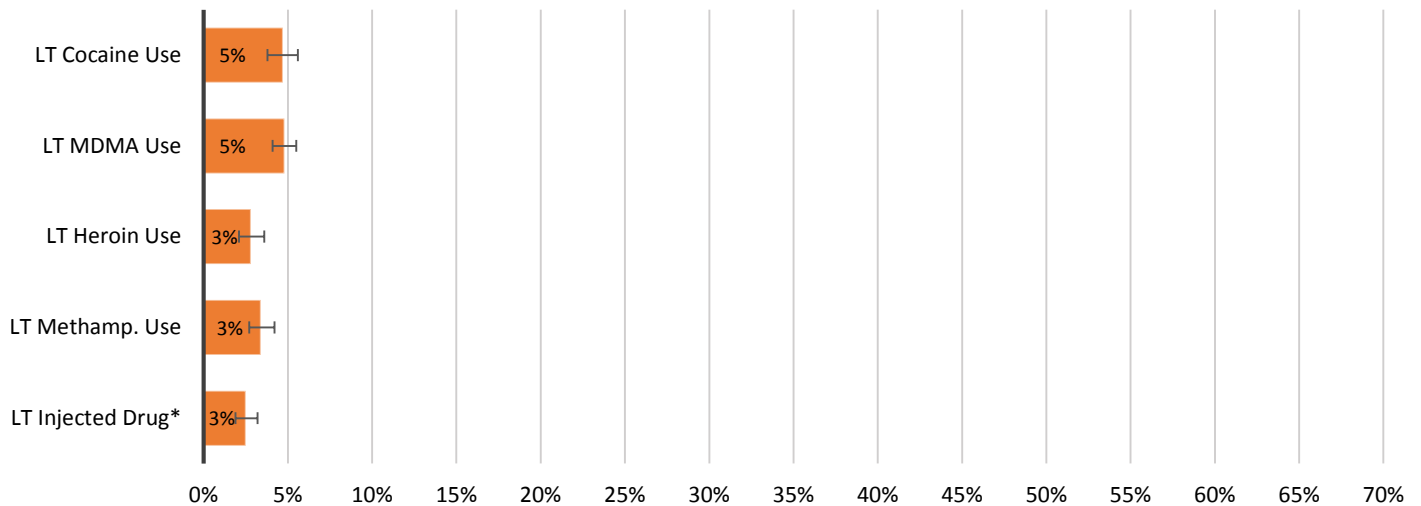
^{***}Binge Alcohol: Defined as drinking five or more drinks on the same occasion.

Source: Adapted by the NDEWS Coordinating Center from data provided by SAMHSA, NSDUH. Annual averages based on 2010, 2011, and 2012 NSDUHs.

Youth Risk Behavior Survey (YRBS): Survey of Student Population

Public High School Students Reporting Lifetime (LT) Use of Selected Substances, New York City, 2013

Estimated Percent and 95% Confidence Interval



*LT Injected Drug: Ever injected any illegal drug (used a needle to inject any illegal drug into their body).

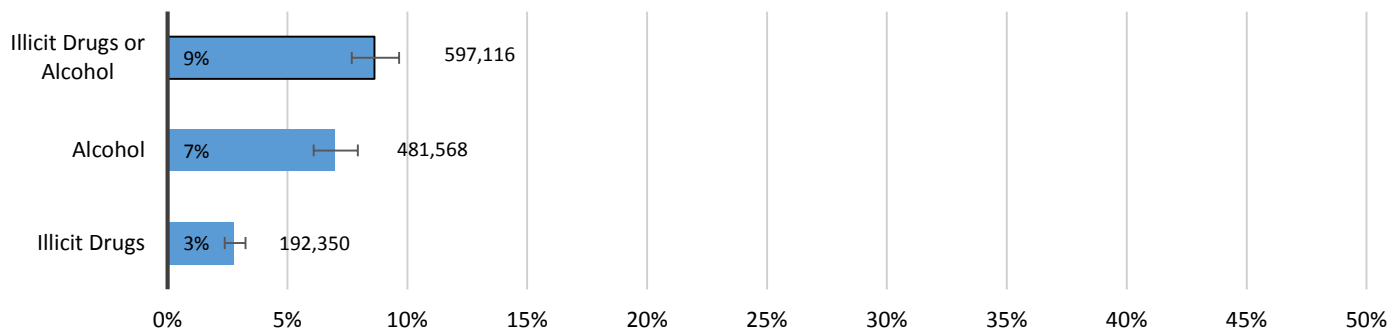
Source: Adapted by the NDEWS Coordinating Center from data provided by CDC, 2001-2013 high school YRBS data.

Substance Use Disorders and Treatment

National Survey on Drug Use and Health (NSDUH): Survey of U.S. Population*

Dependence or Abuse** in Past Year Among Persons 12+ Years, New York City^, 2010-2012

Estimated Percent, 95% Confidence Interval, and Estimated Number of Persons***

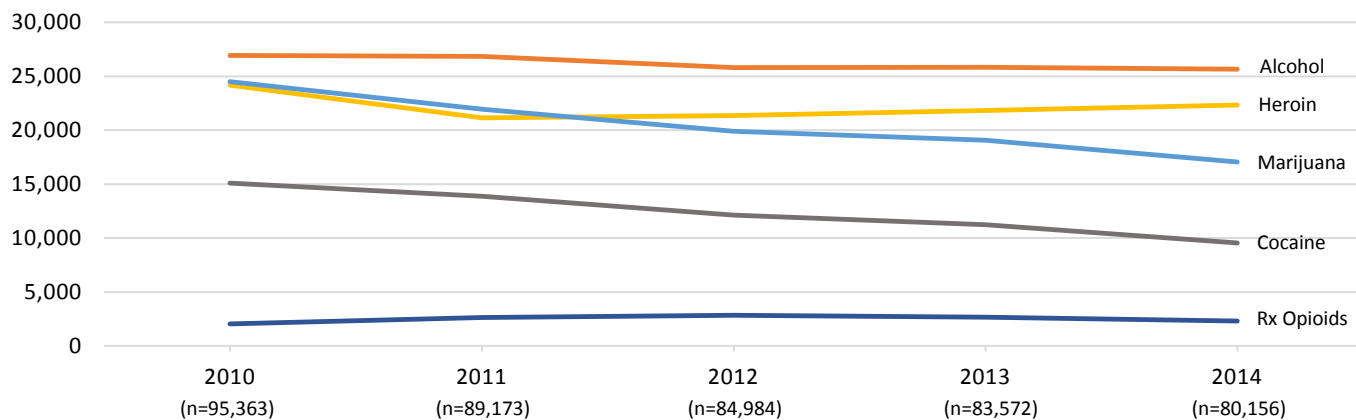


*U.S. Population: U.S. civilian non-institutionalized population. **Dependence or Abuse: Based on definitions found in the 4th edition of the *Diagnostic and Statistical Manual of Mental Disorders (DSM-IV)*. ^New York City: NSDUH Region A (Bronx, Kings, New York, Queens, & Richmond Counties). ***Estimated Number: Calculated by multiplying the prevalence rate and the population estimate of persons 12+ years (6,919,074) from Table C1 of the NSDUH Report.
Source: Adapted by the NDEWS Coordinating Center from data provided by SAMHSA, NSDUH. Annual averages based on 2010, 2011, and 2012 NSDUHs.

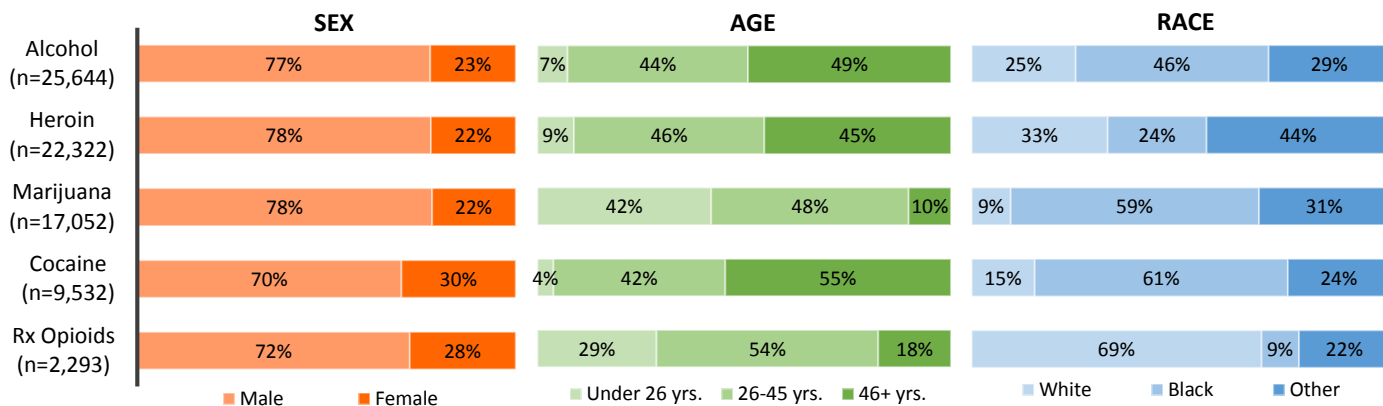
Treatment Admissions Data from Local Sources

Trends in Non-Crisis Treatment Admissions*, by Primary Substance of Abuse, New York City, 2010-2014

(n = Number of Treatment Admissions)



Demographic Characteristics of Non-Crisis Treatment Admissions*, New York City, 2014



*Non-Crisis Admissions: Includes non-crisis admissions by New York City residents to outpatient, inpatient, residential, and methadone maintenance treatment programs licensed in the State. Percentages may not sum to 100 due to rounding.

Source: Data provided by the New York City NDEWS SCE and the New York State Office of Alcoholism and Substance Abuse Services (OASAS), Client Data System.

Law Enforcement Drug Seizures

National Forensic Laboratory Information System (NFLIS)

Drug Reports* for Items Seized by Law Enforcement in New York City^ in 2014 National Forensic Laboratory Information System (NFLIS)

Top 10 Drug Reports and Selected Drug Categories

Drug Identified	Number (#)	Percent of Total Drug Reports (%)
TOTAL Drug Reports	43,954	100%
Top 10 Drug Reports		
Cocaine	14,085	32.0%
Cannabis	13,909	31.6%
Heroin	6,189	14.1%
Alprazolam	1,880	4.3%
Oxycodone	1,783	4.1%
Buprenorphine	777	1.8%
Clonazepam	620	1.4%
Phencyclidine	613	1.4%
Methamphetamine	558	1.3%
Methadone	556	1.3%
Top 10 Total	40,970	93.2%
Selected Drug Categories		
Fentanyl & Fentanyl Analogs	59	0.1%
Synthetic Cannabinoids	55	0.1%
Synthetic Cathinones	23	0.1%
Piperazines	22	0.1%
Tryptamines	8	<0.1%
2C Phenethylamines	0	0.0%

Top 5 Drugs, by Selected Drug Category
(% of Category)**

Fentanyl & Fentanyl Analogs
(n=59)
Fentanyl (100%)

Synthetic Cannabinoids
(n=55)
FUB-PB-22 (46%)
AB-PINACA (24%)
AB-FUBINACA (9%)
XLR-11 (7%)
THJ 2201 (4%)
NM2201 (4%)
Other (7%)

Synthetic Cathinones
(n=23)

Methylone (52%)
Ethylone (26%)
Dimethylone (9%)
Alpha-PVP (9%)
MDPV (4%)

*Drug Reports: Drug that is identified in law enforcement items, submitted to and analyzed by federal, state, or local forensic labs, and included in the NFLIS database. The NFLIS database allows for the reporting of up to three drugs per item submitted for analysis. The data presented are a total count of first, second, and third listed reports for each selected drug item seized and analyzed.

^New York City: Includes data from 5 boroughs in the New York City MSA and data from the New York City Police Department Laboratory.

**Percentages may not sum to 100 due to rounding.

Source: Adapted by the NDEWS Coordinating Center from data provided by the U.S. Drug Enforcement Administration (DEA), Office of Diversion Control, Drug and Chemical Evaluation Section, Data Analysis Unit, May 2015.